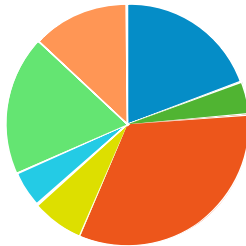


2015 Consumer Spending 30 mile radius

Consumer Spending Report (30 mile radius around Lampasas, Texas)

Apparel (2015)

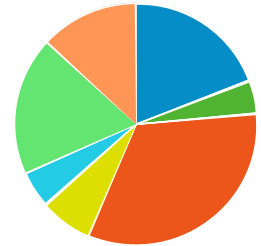
- Men's Apparel
- Boys' Apparel
- Women's Apparel
- Girls' Apparel
- Infants Apparel
- Footwear
- Apparel Services and Accessories



	\$ PER HOUSEHOLD	TOTAL \$000'S
Totals:	\$1,683	\$163,484
Men's Apparel	\$324	\$31,475
Boys' Apparel	\$74	\$7,275
Women's Apparel	\$550	\$53,439
Girls' Apparel	\$119	\$11,648
Infants Apparel	\$82	\$8,008
Footwear	\$312	\$30,314
Apparel Services and Accessories	\$219	\$21,326

Apparel (2020)

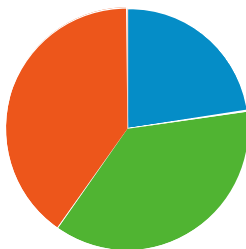
- Men's Apparel
- Boys' Apparel
- Women's Apparel
- Girls' Apparel
- Infants Apparel
- Footwear
- Apparel Services and Accessories



	\$ PER HOUSEHOLD	TOTAL \$000'S
Totals:	\$1,749	\$184,002
Men's Apparel	\$336	\$35,438
Boys' Apparel	\$77	\$8,169
Women's Apparel	\$572	\$60,188
Girls' Apparel	\$124	\$13,088
Infants Apparel	\$85	\$8,998
Footwear	\$321	\$33,821
Apparel Services and Accessories	\$231	\$24,301

Entertainment (2015)

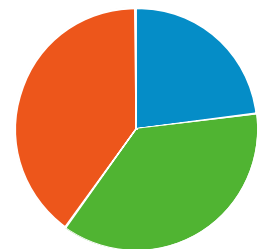
- Fees And Admissions
- Video And Audio Equipment
- Recreational Equipment And Supplies



	\$ PER HOUSEHOLD	TOTAL \$000'S
Totals:	\$2,687	\$261,012
Fees And Admissions	\$610	\$59,274
Video And Audio Equipment	\$996	\$96,774
Recreational Equipment And Supplies	\$1,080	\$104,964

Entertainment (2020)

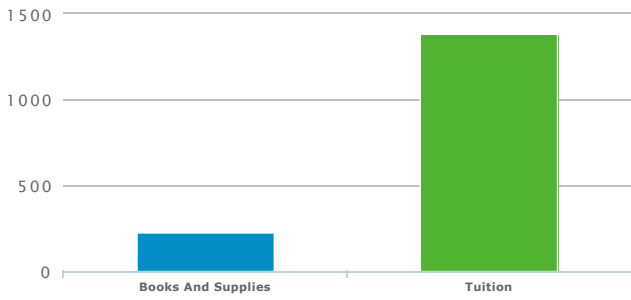
- Fees And Admissions
- Video And Audio Equipment
- Recreational Equipment And Supplies



	\$ PER HOUSEHOLD	TOTAL \$000'S
Totals:	\$2,793	\$293,799
Fees And Admissions	\$644	\$67,792
Video And Audio Equipment	\$1,030	\$108,400
Recreational Equipment And Supplies	\$1,118	\$117,606

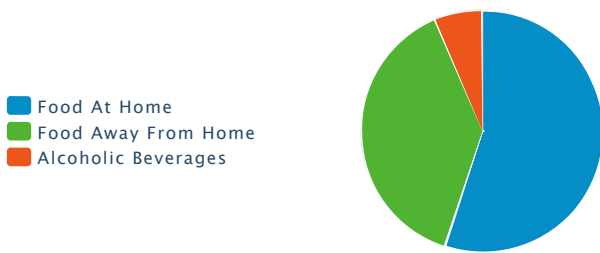
Education (2015)

Education (2020)



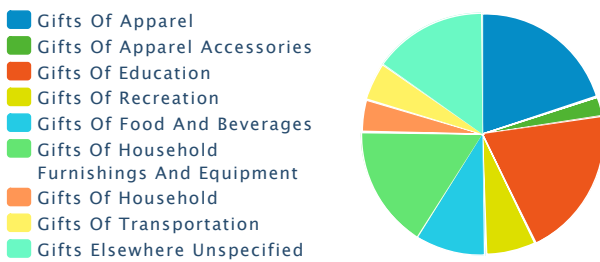
	\$ PER HOUSEHOLD	TOTAL \$000'S
Totals:	\$1,612	\$156,583
Books And Supplies	\$224	\$21,838
Tuition	\$1,387	\$134,746

Food and Beverages (2015)



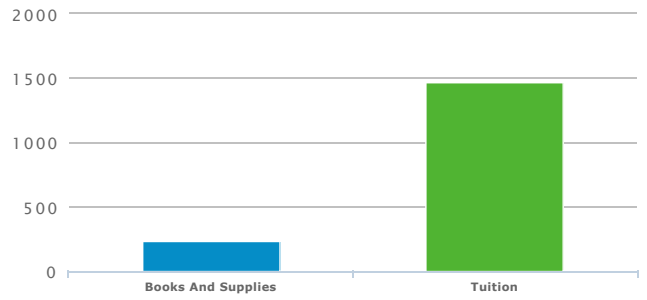
	\$ PER HOUSEHOLD	TOTAL \$000'S
Totals:	\$7,273	\$706,444
Food At Home	\$4,009	\$389,427
Food Away From Home	\$2,798	\$271,777
Alcoholic Beverages	\$465	\$45,239

Gifts (2015)



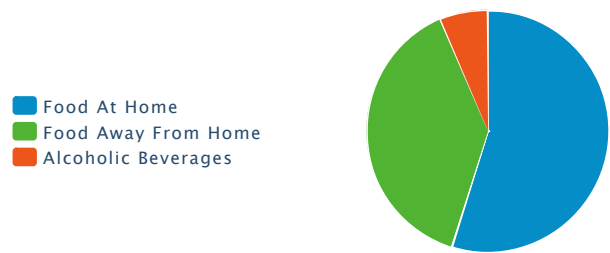
	\$ PER HOUSEHOLD	TOTAL \$000'S
Totals:	\$1,106	\$107,507
Gifts Of Apparel	\$221	\$21,545
Gifts Of Apparel Accessories	\$28	\$2,760
Gifts Of Education	\$223	\$21,694
Gifts Of Recreation	\$75	\$7,327
Gifts Of Food And Beverages	\$102	\$9,949
Gifts Of Household Furnishings And Equipment	\$181	\$17,640
Gifts Of Household	\$47	\$4,652
Gifts Of Transportation	\$57	\$5,616
Gifts Elsewhere Unspecified	\$168	\$16,325

Household Furnishings (2015)



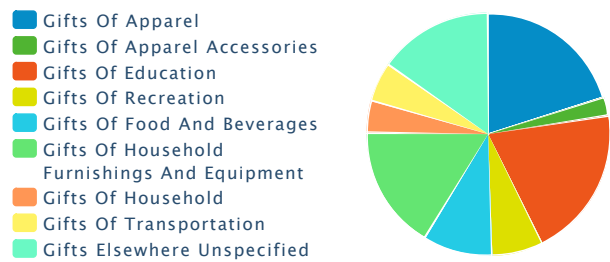
	\$ PER HOUSEHOLD	TOTAL \$000'S
Totals:	\$1,705	\$179,367
Books And Supplies	\$237	\$25,027
Tuition	\$1,467	\$154,340

Food and Beverages (2020)



	\$ PER HOUSEHOLD	TOTAL \$000'S
Totals:	\$7,519	\$790,774
Food At Home	\$4,124	\$433,739
Food Away From Home	\$2,907	\$305,813
Alcoholic Beverages	\$487	\$51,222

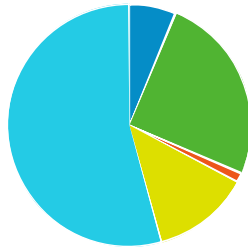
Gifts (2020)



	\$ PER HOUSEHOLD	TOTAL \$000'S
Totals:	\$1,164	\$122,490
Gifts Of Apparel	\$233	\$24,520
Gifts Of Apparel Accessories	\$29	\$3,139
Gifts Of Education	\$234	\$24,707
Gifts Of Recreation	\$79	\$8,345
Gifts Of Food And Beverages	\$107	\$11,330
Gifts Of Household Furnishings And Equipment	\$191	\$20,100
Gifts Of Household	\$50	\$5,287
Gifts Of Transportation	\$61	\$6,437
Gifts Elsewhere Unspecified	\$177	\$18,625

Household Furnishings (2020)

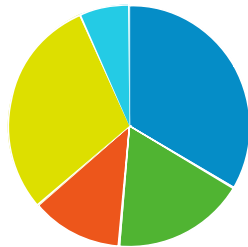
- Household Textiles
- Furniture
- Floor Coverings
- Major Appliances
- Housewares And Small Appliances



	\$ PER HOUSEHOLD	TOTAL \$000'S
Totals:	\$1,612	\$156,567
Household Textiles	\$101	\$9,871
Furniture	\$406	\$39,472
Floor Coverings	\$20	\$1,998
Major Appliances	\$209	\$20,348
Housewares And Small Appliances	\$873	\$84,878

Shelter (2015)

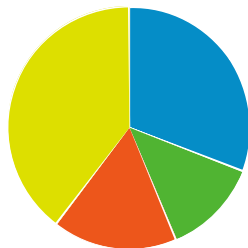
- Mortgage Interest
- Property Taxes
- Miscellaneous Owned Dwelling Costs
- Rental Costs
- Other Lodging



	\$ PER HOUSEHOLD	TOTAL \$000'S
Totals:	\$9,878	\$959,469
Mortgage Interest	\$3,312	\$321,757
Property Taxes	\$1,770	\$171,984
Miscellaneous Owned Dwelling Costs	\$1,202	\$116,781
Rental Costs	\$2,933	\$284,947
Other Lodging	\$658	\$63,999

Household Operations (2015)

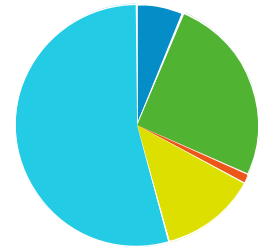
- Babysitting And Elderly Care
- Household Services
- Alimony And Child Support
- Household Supplies



	\$ PER HOUSEHOLD	TOTAL \$000'S
Totals:	\$1,296	\$125,913
Babysitting And Elderly Care	\$400	\$38,931
Household Services	\$166	\$16,145
Alimony And Child Support	\$215	\$20,977
Household Supplies	\$513	\$49,860

Personal Care (2015)

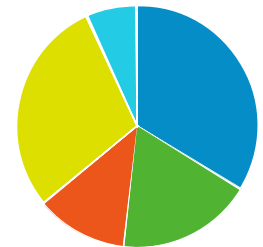
- Household Textiles
- Furniture
- Floor Coverings
- Major Appliances
- Housewares And Small Appliances



	\$ PER HOUSEHOLD	TOTAL \$000'S
Totals:	\$1,682	\$176,896
Household Textiles	\$105	\$11,111
Furniture	\$425	\$44,751
Floor Coverings	\$21	\$2,296
Major Appliances	\$217	\$22,923
Housewares And Small Appliances	\$911	\$95,816

Shelter (2020)

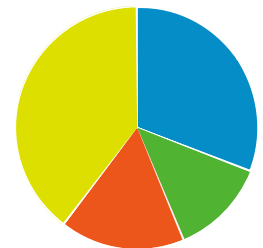
- Mortgage Interest
- Property Taxes
- Miscellaneous Owned Dwelling Costs
- Rental Costs
- Other Lodging



	\$ PER HOUSEHOLD	TOTAL \$000'S
Totals:	\$10,271	\$1,080,192
Mortgage Interest	\$3,464	\$364,351
Property Taxes	\$1,858	\$195,500
Miscellaneous Owned Dwelling Costs	\$1,254	\$131,916
Rental Costs	\$2,993	\$314,835
Other Lodging	\$699	\$73,591

Household Operations (2020)

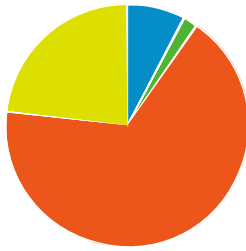
- Babysitting And Elderly Care
- Household Services
- Alimony And Child Support
- Household Supplies



	\$ PER HOUSEHOLD	TOTAL \$000'S
Totals:	\$1,362	\$143,267
Babysitting And Elderly Care	\$420	\$44,237
Household Services	\$174	\$18,372
Alimony And Child Support	\$227	\$23,891
Household Supplies	\$539	\$56,767

Personal Care (2020)

- Hair Care
- Electric Personal Care Appliances
- Personal Care Services
- Personal Care Products



	\$ PER HOUSEHOLD	TOTAL \$000'S
Totals:	\$631	\$61,291
Hair Care	\$49	\$4,760
Electric Personal Care Appliances	\$12	\$1,197
Personal Care Services	\$422	\$41,057
Personal Care Products	\$146	\$14,276

Utilities (2015)

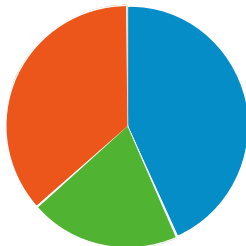
- Natural Gas
- Electricity
- Fuel Oil And Other Fuels
- Telephone Service
- Other Utilities



	\$ PER HOUSEHOLD	TOTAL \$000'S
Totals:	\$3,799	\$369,024
Natural Gas	\$397	\$38,621
Electricity	\$1,453	\$141,181
Fuel Oil And Other Fuels	\$135	\$13,167
Telephone Service	\$1,299	\$126,223
Other Utilities	\$513	\$49,832

Reading (2015)

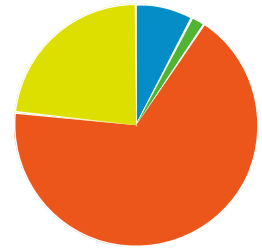
- Newspapers
- Magazines
- Books



	\$ PER HOUSEHOLD	TOTAL \$000'S
Totals:	\$106	\$10,297
Newspapers	\$45	\$4,407
Magazines	\$21	\$2,116
Books	\$38	\$3,774

Tobacco (2015)

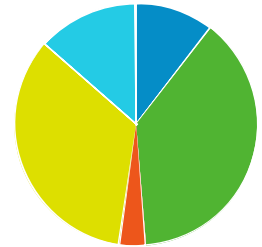
- Hair Care
- Electric Personal Care Appliances
- Personal Care Services
- Personal Care Products



	\$ PER HOUSEHOLD	TOTAL \$000'S
Totals:	\$654	\$68,829
Hair Care	\$50	\$5,347
Electric Personal Care Appliances	\$12	\$1,347
Personal Care Services	\$438	\$46,099
Personal Care Products	\$152	\$16,037

Utilities (2020)

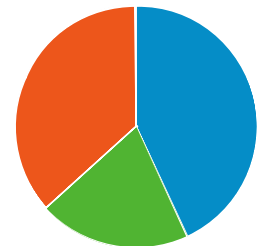
- Natural Gas
- Electricity
- Fuel Oil And Other Fuels
- Telephone Service
- Other Utilities



	\$ PER HOUSEHOLD	TOTAL \$000'S
Totals:	\$3,912	\$411,434
Natural Gas	\$410	\$43,181
Electricity	\$1,494	\$157,158
Fuel Oil And Other Fuels	\$139	\$14,717
Telephone Service	\$1,337	\$140,708
Other Utilities	\$529	\$55,670

Reading (2020)

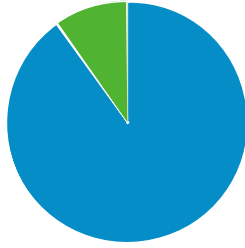
- Newspapers
- Magazines
- Books



	\$ PER HOUSEHOLD	TOTAL \$000'S
Totals:	\$110	\$11,591
Newspapers	\$47	\$4,963
Magazines	\$22	\$2,381
Books	\$40	\$4,247

Tobacco (2020)

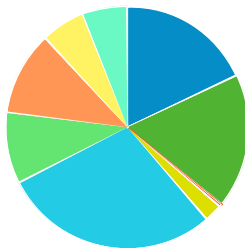
■ Cigarettes
■ Other Tobacco Products



	\$ PER HOUSEHOLD	TOTAL \$000'S
Totals:	\$326	\$31,728
Cigarettes	\$293	\$28,550
Other Tobacco Products	\$32	\$3,178

Transportation (2015)

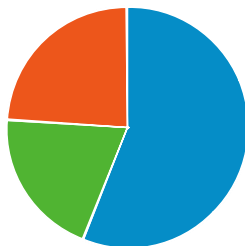
■ New Vehicle Purchase
■ Used Vehicle Purchase
■ Motorcycles (New And Used)
■ Vehicle Finance Charges
■ Gasoline And Oil
■ Vehicle Repair And Maintenance
■ Vehicle Insurance
■ Public Transportation
■ Other Transportation Costs



	\$ PER HOUSEHOLD	TOTAL \$000'S
Totals:	\$9,404	\$913,384
New Vehicle Purchase	\$1,689	\$164,050
Used Vehicle Purchase	\$1,689	\$164,049
Motorcycles (New And Used)	\$39	\$3,858
Vehicle Finance Charges	\$219	\$21,298
Gasoline And Oil	\$2,703	\$262,613
Vehicle Repair And Maintenance	\$891	\$86,618
Vehicle Insurance	\$1,053	\$102,345
Public Transportation	\$555	\$53,946
Other Transportation Costs	\$562	\$54,606

Health Care (2015)

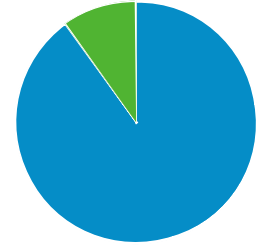
■ Health Care Insurance
■ Health Care Services
■ Health Care Supplies And Equipment



	\$ PER HOUSEHOLD	TOTAL \$000'S
Totals:	\$3,994	\$387,941
Health Care Insurance	\$2,238	\$217,440
Health Care Services	\$797	\$77,487
Health Care Supplies And Equipment	\$957	\$93,014

Miscellaneous Expenses (2015)

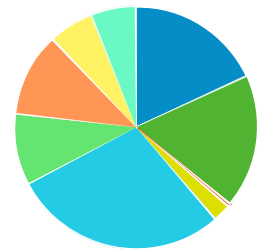
■ Cigarettes
■ Other Tobacco Products



	\$ PER HOUSEHOLD	TOTAL \$000'S
Totals:	\$333	\$35,039
Cigarettes	\$299	\$31,529
Other Tobacco Products	\$33	\$3,510

Transportation (2020)

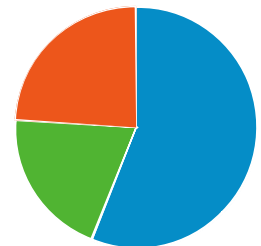
■ New Vehicle Purchase
■ Used Vehicle Purchase
■ Motorcycles (New And Used)
■ Vehicle Finance Charges
■ Gasoline And Oil
■ Vehicle Repair And Maintenance
■ Vehicle Insurance
■ Public Transportation
■ Other Transportation Costs



	\$ PER HOUSEHOLD	TOTAL \$000'S
Totals:	\$9,727	\$1,022,963
New Vehicle Purchase	\$1,759	\$185,029
Used Vehicle Purchase	\$1,733	\$182,351
Motorcycles (New And Used)	\$41	\$4,315
Vehicle Finance Charges	\$226	\$23,786
Gasoline And Oil	\$2,784	\$292,795
Vehicle Repair And Maintenance	\$921	\$96,940
Vehicle Insurance	\$1,087	\$114,345
Public Transportation	\$585	\$61,558
Other Transportation Costs	\$588	\$61,845

Health Care (2020)

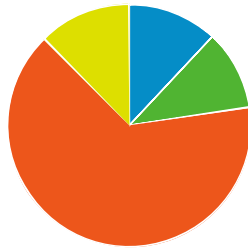
■ Health Care Insurance
■ Health Care Services
■ Health Care Supplies And Equipment



	\$ PER HOUSEHOLD	TOTAL \$000'S
Totals:	\$4,117	\$432,977
Health Care Insurance	\$2,307	\$242,641
Health Care Services	\$821	\$86,446
Health Care Supplies And Equipment	\$987	\$103,891

Miscellaneous Expenses (2020)

- Legal And Accounting
- Funeral And Cemetery
- Finance Charges Excluding Mortgage And Vehicle
- Other Miscellaneous Expenses



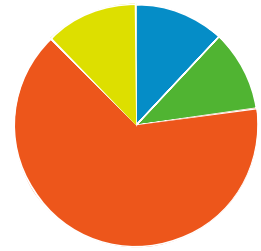
	\$ PER HOUSEHOLD	TOTAL \$000'S
Totals:	\$727	\$70,666
Legal And Accounting	\$87	\$8,458
Funeral And Cemetery	\$78	\$7,622
Finance Charges Excluding Mortgage And Vehicle	\$471	\$45,784
Other Miscellaneous Expenses	\$90	\$8,802

Personal Insurance (2015)		
	\$ PER HOUSEHOLD	TOTAL \$000'S
	\$334	\$32,453

Contributions (2015)		
	\$ PER HOUSEHOLD	TOTAL \$000'S
	\$1,879	\$182,590

Retail Potential (2015)		
	\$ PER HOUSEHOLD	TOTAL \$000'S
New Car Dealers	\$3,447	\$334,844
User Car Dealers	\$206	\$20,073
Recreational Vehicle Dealers	\$10	\$1,022
Motorcycle and Boat Dealers	\$145	\$14,180
Auto Parts and Accessories	\$529	\$51,430
Tire Dealers	\$241	\$23,449
Furniture Stores	\$313	\$30,483
Floor Covering Stores	\$113	\$11,052
Other Home Furnishing Stores	\$107	\$10,441
Appliances and Electronics Stores	\$749	\$72,751
Computer Stores	\$1,329	\$129,174
Camera and Photography Stores	\$87	\$8,542
Hardware Stores	\$174	\$16,920
Paint and Wallpaper Stores	\$15	\$1,536
Home Centers	\$387	\$37,659
Other Building Materials Stores	\$465	\$45,218
Outdoor Power Equipment Stores	\$14	\$1,413
Nursery and Garden Stores	\$116	\$11,342
Grocery Stores	\$5,499	\$534,145
Convenience Stores	\$234	\$22,735
Meat Markets	\$57	\$5,600
Fish and Seafood Markets	\$13	\$1,323
Fruit and Vegetable Markets	\$27	\$2,636
Other Specialty Food Markets	\$42	\$4,120
Liquor Stores	\$127	\$12,373
Pharmacy and Drug Stores	\$1,146	\$111,324
Costmetics and Beauty Stores	\$48	\$4,757

- Legal And Accounting
- Funeral And Cemetery
- Finance Charges Excluding Mortgage And Vehicle
- Other Miscellaneous Expenses



	\$ PER HOUSEHOLD	TOTAL \$000'S
Totals:	\$752	\$79,138
Legal And Accounting	\$90	\$9,485
Funeral And Cemetery	\$81	\$8,573
Finance Charges Excluding Mortgage And Vehicle	\$487	\$51,227
Other Miscellaneous Expenses	\$93	\$9,853

Personal Insurance (2020)		
	\$ PER HOUSEHOLD	TOTAL \$000'S
	\$351	\$36,972

Contributions (2020)		
	\$ PER HOUSEHOLD	TOTAL \$000'S
	\$1,991	\$209,396

Source: Applied Geographic Solutions, 2015

Optical Goods Stores	\$120	\$11,689
Other Health and Personal Care Stores	\$93	\$9,069
Gasoline Stations with Convenience Stores	\$877	\$85,269
Gasoline Stations without Convenience Stores	\$146	\$14,191
Men's Clothing Stores	\$48	\$4,700
Women's Clothing Stores	\$153	\$14,914
Childrens' and Infant's Clothing Stores	\$86	\$8,409
Family Clothing Stores	\$324	\$31,541
Clothing Accessory Stores	\$16	\$1,637
Other Apparel Stores	\$38	\$3,755
Shoe Stores	\$109	\$10,645
Jewelry Stores	\$197	\$19,182
Luggage Stores	\$190	\$18,456
Sporting Goods Stores	\$146	\$14,188
Hobby, Toy, and Game Stores	\$43	\$4,190
Sewing and Needlecraft Stores	\$15	\$1,525
Musical Instrument Stores	\$34	\$3,379
Book Stores	\$313	\$30,445
Record,Tape,and CD Stores	\$82	\$7,983
Department Stores	\$2,525	\$245,266
Warehouse Superstores	\$1,104	\$107,229
Other General Merchandise Stores	\$303	\$29,438
Florists	\$24	\$2,391
Office and Stationary Stores	\$229	\$22,264
Gift and Souvenir Stores	\$74	\$7,213
Used Merchandise Stores	\$49	\$4,790
Pet and Pet Supply Stores	\$103	\$10,036
Art Dealers	\$9	\$891
Mobile Home Dealers	\$0	\$51
Other Miscellaneous Retail Stores	\$100	\$9,766
Mail Order and Catalog Stores	\$1,843	\$179,085
Vending Machines	\$81	\$7,950
Fuel Dealers	\$340	\$33,029
Other Direct Selling Establishments	\$166	\$16,179
Hotels and Other Travel Accomodations	\$122	\$11,923
RV Parks	\$2	\$196
Rooming and Boarding Houses	\$0	\$94
Full Service Restaurants	\$826	\$80,275
Limited Service Restaurants	\$822	\$79,876
Special Food Services and Catering	\$138	\$13,411
Drinking Places	\$73	\$7,122