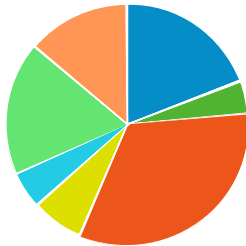


2015 Consumer Spending 15 mile radius

Consumer Spending Report (15 mile radius around Lampasas, Texas)

Apparel (2015)

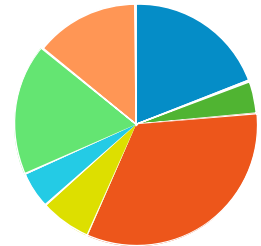
- Men's Apparel
- Boys' Apparel
- Women's Apparel
- Girls' Apparel
- Infants Apparel
- Footwear
- Apparel Services and Accessories



	\$ PER HOUSEHOLD	TOTAL \$000'S
Totals:	\$1,854	\$14,205
Men's Apparel	\$356	\$2,729
Boys' Apparel	\$80	\$619
Women's Apparel	\$611	\$4,681
Girls' Apparel	\$129	\$990
Infants Apparel	\$89	\$682
Footwear	\$330	\$2,535
Apparel Services and Accessories	\$257	\$1,970

Apparel (2020)

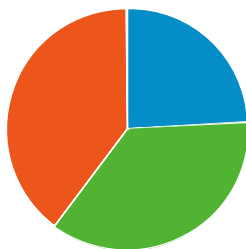
- Men's Apparel
- Boys' Apparel
- Women's Apparel
- Girls' Apparel
- Infants Apparel
- Footwear
- Apparel Services and Accessories



	\$ PER HOUSEHOLD	TOTAL \$000'S
Totals:	\$1,932	\$15,163
Men's Apparel	\$371	\$2,915
Boys' Apparel	\$83	\$655
Women's Apparel	\$638	\$5,014
Girls' Apparel	\$133	\$1,047
Infants Apparel	\$92	\$724
Footwear	\$340	\$2,670
Apparel Services and Accessories	\$272	\$2,138

Entertainment (2015)

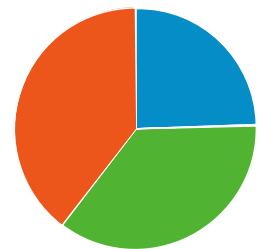
- Fees And Admissions
- Video And Audio Equipment
- Recreational Equipment And Supplies



	\$ PER HOUSEHOLD	TOTAL \$000'S
Totals:	\$2,997	\$22,959
Fees And Admissions	\$722	\$5,531
Video And Audio Equipment	\$1,083	\$8,299
Recreational Equipment And Supplies	\$1,191	\$9,130

Entertainment (2020)

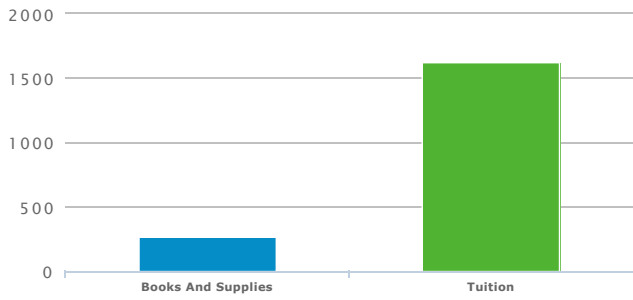
- Fees And Admissions
- Video And Audio Equipment
- Recreational Equipment And Supplies



	\$ PER HOUSEHOLD	TOTAL \$000'S
Totals:	\$3,122	\$24,506
Fees And Admissions	\$766	\$6,016
Video And Audio Equipment	\$1,122	\$8,811
Recreational Equipment And Supplies	\$1,233	\$9,679

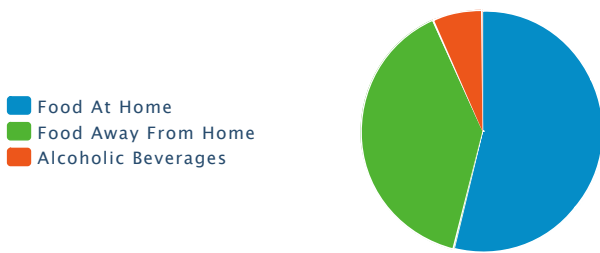
Education (2015)

Education (2020)



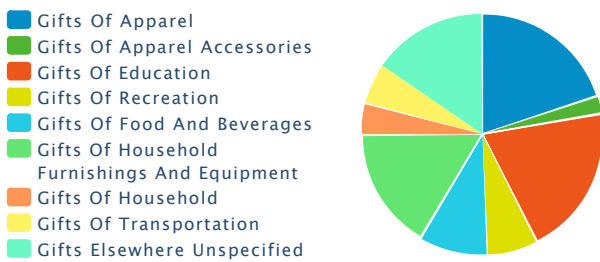
	\$ PER HOUSEHOLD	TOTAL \$000'S
Totals:	\$1,889	\$14,476
Books And Supplies	\$265	\$2,033
Tuition	\$1,624	\$12,443

Food and Beverages (2015)



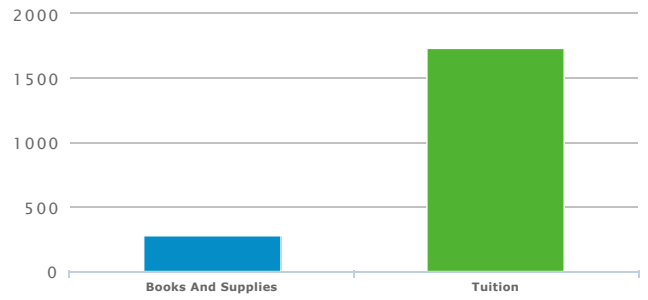
	\$ PER HOUSEHOLD	TOTAL \$000'S
Totals:	\$7,889	\$60,437
Food At Home	\$4,248	\$32,542
Food Away From Home	\$3,112	\$23,846
Alcoholic Beverages	\$528	\$4,049

Gifts (2015)



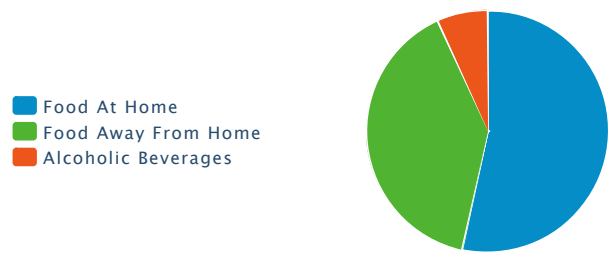
	\$ PER HOUSEHOLD	TOTAL \$000'S
Totals:	\$1,305	\$10,003
Gifts Of Apparel	\$259	\$1,986
Gifts Of Apparel Accessories	\$32	\$251
Gifts Of Education	\$263	\$2,018
Gifts Of Recreation	\$88	\$680
Gifts Of Food And Beverages	\$121	\$929
Gifts Of Household Furnishings And Equipment	\$212	\$1,628
Gifts Of Household	\$55	\$422
Gifts Of Transportation	\$71	\$548
Gifts Elsewhere Unspecified	\$201	\$1,542

Household Furnishings (2015)



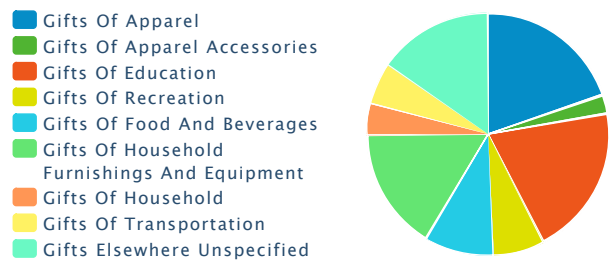
	\$ PER HOUSEHOLD	TOTAL \$000'S
Totals:	\$2,012	\$15,793
Books And Supplies	\$282	\$2,217
Tuition	\$1,729	\$13,575

Food and Beverages (2020)



	\$ PER HOUSEHOLD	TOTAL \$000'S
Totals:	\$8,164	\$64,077
Food At Home	\$4,364	\$34,256
Food Away From Home	\$3,242	\$25,444
Alcoholic Beverages	\$557	\$4,377

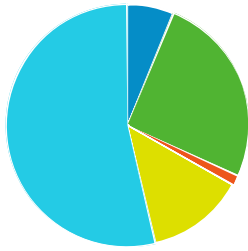
Gifts (2020)



	\$ PER HOUSEHOLD	TOTAL \$000'S
Totals:	\$1,384	\$10,865
Gifts Of Apparel	\$274	\$2,154
Gifts Of Apparel Accessories	\$34	\$273
Gifts Of Education	\$279	\$2,190
Gifts Of Recreation	\$94	\$739
Gifts Of Food And Beverages	\$128	\$1,007
Gifts Of Household Furnishings And Equipment	\$225	\$1,767
Gifts Of Household	\$58	\$457
Gifts Of Transportation	\$76	\$599
Gifts Elsewhere Unspecified	\$213	\$1,679

Household Furnishings (2020)

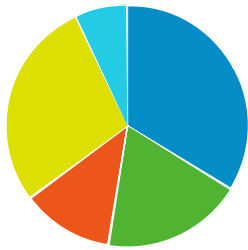
- Household Textiles
- Furniture
- Floor Coverings
- Major Appliances
- Housewares And Small Appliances



	\$ PER HOUSEHOLD	TOTAL \$000'S
Totals:	\$1,827	\$14,002
Household Textiles	\$113	\$873
Furniture	\$468	\$3,591
Floor Coverings	\$25	\$195
Major Appliances	\$238	\$1,826
Housewares And Small Appliances	\$981	\$7,518

Shelter (2015)

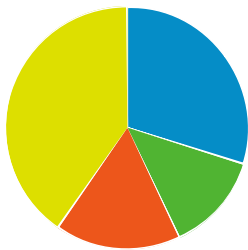
- Mortgage Interest
- Property Taxes
- Miscellaneous Owned Dwelling Costs
- Rental Costs
- Other Lodging



	\$ PER HOUSEHOLD	TOTAL \$000'S
Totals:	\$11,048	\$84,632
Mortgage Interest	\$3,721	\$28,504
Property Taxes	\$2,087	\$15,993
Miscellaneous Owned Dwelling Costs	\$1,359	\$10,417
Rental Costs	\$3,101	\$23,760
Other Lodging	\$777	\$5,959

Household Operations (2015)

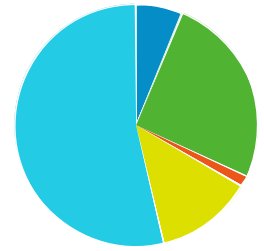
- Babysitting And Elderly Care
- Household Services
- Alimony And Child Support
- Household Supplies



	\$ PER HOUSEHOLD	TOTAL \$000'S
Totals:	\$1,495	\$11,459
Babysitting And Elderly Care	\$446	\$3,422
Household Services	\$195	\$1,499
Alimony And Child Support	\$251	\$1,929
Household Supplies	\$601	\$4,608

Personal Care (2015)

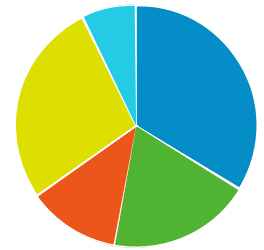
- Household Textiles
- Furniture
- Floor Coverings
- Major Appliances
- Housewares And Small Appliances



	\$ PER HOUSEHOLD	TOTAL \$000'S
Totals:	\$1,911	\$15,000
Household Textiles	\$118	\$931
Furniture	\$491	\$3,860
Floor Coverings	\$27	\$213
Major Appliances	\$248	\$1,952
Housewares And Small Appliances	\$1,024	\$8,043

Shelter (2020)

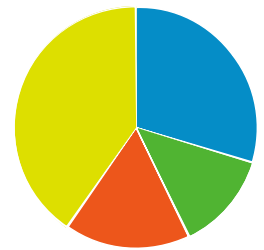
- Mortgage Interest
- Property Taxes
- Miscellaneous Owned Dwelling Costs
- Rental Costs
- Other Lodging



	\$ PER HOUSEHOLD	TOTAL \$000'S
Totals:	\$11,523	\$90,434
Mortgage Interest	\$3,893	\$30,558
Property Taxes	\$2,196	\$17,239
Miscellaneous Owned Dwelling Costs	\$1,425	\$11,183
Rental Costs	\$3,172	\$24,896
Other Lodging	\$835	\$6,558

Household Operations (2020)

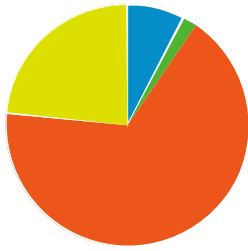
- Babysitting And Elderly Care
- Household Services
- Alimony And Child Support
- Household Supplies



	\$ PER HOUSEHOLD	TOTAL \$000'S
Totals:	\$1,576	\$12,370
Babysitting And Elderly Care	\$468	\$3,678
Household Services	\$206	\$1,621
Alimony And Child Support	\$266	\$2,094
Household Supplies	\$634	\$4,977

Personal Care (2020)

- Hair Care
- Electric Personal Care Appliances
- Personal Care Services
- Personal Care Products



	\$ PER HOUSEHOLD	TOTAL \$000'S
Totals:	\$693	\$5,309
Hair Care	\$53	\$413
Electric Personal Care Appliances	\$13	\$105
Personal Care Services	\$463	\$3,551
Personal Care Products	\$161	\$1,240

Utilities (2015)

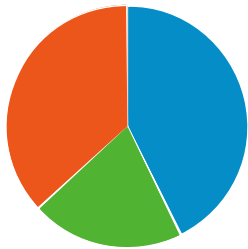
- Natural Gas
- Electricity
- Fuel Oil And Other Fuels
- Telephone Service
- Other Utilities



	\$ PER HOUSEHOLD	TOTAL \$000'S
Totals:	\$4,046	\$30,995
Natural Gas	\$431	\$3,302
Electricity	\$1,537	\$11,777
Fuel Oil And Other Fuels	\$147	\$1,132
Telephone Service	\$1,377	\$10,548
Other Utilities	\$552	\$4,235

Reading (2015)

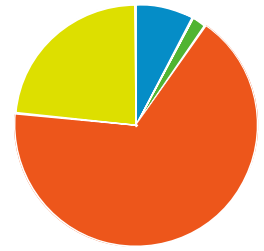
- Newspapers
- Magazines
- Books



	\$ PER HOUSEHOLD	TOTAL \$000'S
Totals:	\$118	\$906
Newspapers	\$50	\$389
Magazines	\$24	\$186
Books	\$43	\$331

Tobacco (2015)

- Hair Care
- Electric Personal Care Appliances
- Personal Care Services
- Personal Care Products



	\$ PER HOUSEHOLD	TOTAL \$000'S
Totals:	\$720	\$5,653
Hair Care	\$56	\$440
Electric Personal Care Appliances	\$14	\$112
Personal Care Services	\$481	\$3,780
Personal Care Products	\$168	\$1,321

Utilities (2020)

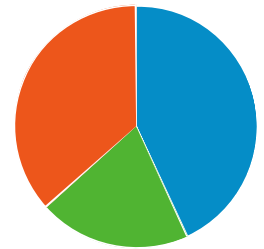
- Natural Gas
- Electricity
- Fuel Oil And Other Fuels
- Telephone Service
- Other Utilities



	\$ PER HOUSEHOLD	TOTAL \$000'S
Totals:	\$4,170	\$32,730
Natural Gas	\$445	\$3,499
Electricity	\$1,581	\$12,413
Fuel Oil And Other Fuels	\$152	\$1,197
Telephone Service	\$1,419	\$11,139
Other Utilities	\$571	\$4,482

Reading (2020)

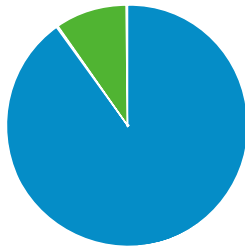
- Newspapers
- Magazines
- Books



	\$ PER HOUSEHOLD	TOTAL \$000'S
Totals:	\$123	\$969
Newspapers	\$53	\$416
Magazines	\$25	\$199
Books	\$45	\$354

Tobacco (2020)

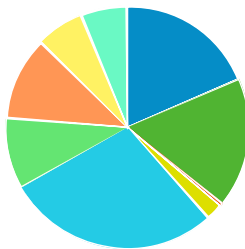
■ Cigarettes
■ Other Tobacco Products



	\$ PER HOUSEHOLD	TOTAL \$000'S
Totals:	\$337	\$2,588
Cigarettes	\$304	\$2,329
Other Tobacco Products	\$33	\$259

Transportation (2015)

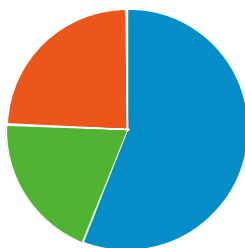
■ New Vehicle Purchase
■ Used Vehicle Purchase
■ Motorcycles (New And Used)
■ Vehicle Finance Charges
■ Gasoline And Oil
■ Vehicle Repair And Maintenance
■ Vehicle Insurance
■ Public Transportation
■ Other Transportation Costs



	\$ PER HOUSEHOLD	TOTAL \$000'S
Totals:	\$10,225	\$78,327
New Vehicle Purchase	\$1,888	\$14,462
Used Vehicle Purchase	\$1,768	\$13,548
Motorcycles (New And Used)	\$43	\$330
Vehicle Finance Charges	\$233	\$1,786
Gasoline And Oil	\$2,900	\$22,215
Vehicle Repair And Maintenance	\$965	\$7,395
Vehicle Insurance	\$1,141	\$8,744
Public Transportation	\$652	\$5,001
Other Transportation Costs	\$632	\$4,846

Health Care (2015)

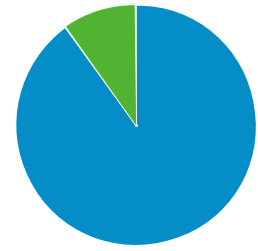
■ Health Care Insurance
■ Health Care Services
■ Health Care Supplies And Equipment



	\$ PER HOUSEHOLD	TOTAL \$000'S
Totals:	\$4,354	\$33,355
Health Care Insurance	\$2,438	\$18,677
Health Care Services	\$859	\$6,584
Health Care Supplies And Equipment	\$1,056	\$8,094

Miscellaneous Expenses (2015)

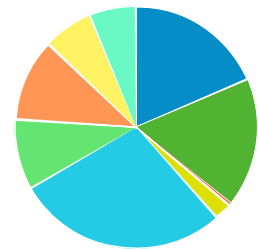
■ Cigarettes
■ Other Tobacco Products



	\$ PER HOUSEHOLD	TOTAL \$000'S
Totals:	\$343	\$2,698
Cigarettes	\$309	\$2,428
Other Tobacco Products	\$34	\$270

Transportation (2020)

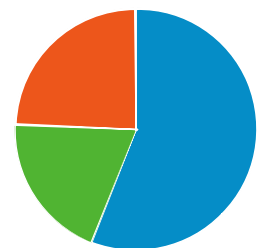
■ New Vehicle Purchase
■ Used Vehicle Purchase
■ Motorcycles (New And Used)
■ Vehicle Finance Charges
■ Gasoline And Oil
■ Vehicle Repair And Maintenance
■ Vehicle Insurance
■ Public Transportation
■ Other Transportation Costs



	\$ PER HOUSEHOLD	TOTAL \$000'S
Totals:	\$10,571	\$82,966
New Vehicle Purchase	\$1,967	\$15,443
Used Vehicle Purchase	\$1,809	\$14,198
Motorcycles (New And Used)	\$44	\$347
Vehicle Finance Charges	\$239	\$1,881
Gasoline And Oil	\$2,978	\$23,375
Vehicle Repair And Maintenance	\$997	\$7,831
Vehicle Insurance	\$1,176	\$9,237
Public Transportation	\$693	\$5,439
Other Transportation Costs	\$664	\$5,214

Health Care (2020)

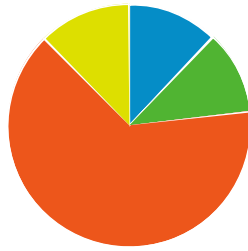
■ Health Care Insurance
■ Health Care Services
■ Health Care Supplies And Equipment



	\$ PER HOUSEHOLD	TOTAL \$000'S
Totals:	\$4,501	\$35,326
Health Care Insurance	\$2,520	\$19,780
Health Care Services	\$886	\$6,960
Health Care Supplies And Equipment	\$1,094	\$8,586

Miscellaneous Expenses (2020)

- Legal And Accounting
- Funeral And Cemetery
- Finance Charges Excluding Mortgage And Vehicle
- Other Miscellaneous Expenses



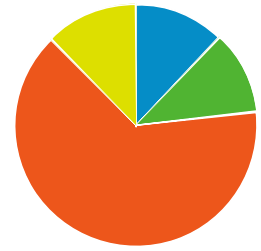
	\$ PER HOUSEHOLD	TOTAL \$000'S
Totals:	\$794	\$6,088
Legal And Accounting	\$96	\$738
Funeral And Cemetery	\$88	\$680
Finance Charges Excluding Mortgage And Vehicle	\$511	\$3,915
Other Miscellaneous Expenses	\$98	\$755

Personal Insurance (2015)		
	\$ PER HOUSEHOLD	TOTAL \$000'S
	\$390	\$2,992

Contributions (2015)		
	\$ PER HOUSEHOLD	TOTAL \$000'S
	\$2,282	\$17,482

Retail Potential (2015)		
	\$ PER HOUSEHOLD	TOTAL \$000'S
New Car Dealers	\$3,705	\$28,384
User Car Dealers	\$221	\$1,699
Recreational Vehicle Dealers	\$11	\$88
Motorcycle and Boat Dealers	\$159	\$1,222
Auto Parts and Accessories	\$573	\$4,395
Tire Dealers	\$261	\$2,002
Furniture Stores	\$362	\$2,775
Floor Covering Stores	\$129	\$991
Other Home Furnishing Stores	\$120	\$925
Appliances and Electronics Stores	\$840	\$6,438
Computer Stores	\$1,496	\$11,463
Camera and Photography Stores	\$96	\$741
Hardware Stores	\$197	\$1,512
Paint and Wallpaper Stores	\$18	\$139
Home Centers	\$437	\$3,353
Other Building Materials Stores	\$526	\$4,030
Outdoor Power Equipment Stores	\$16	\$126
Nursery and Garden Stores	\$131	\$1,007
Grocery Stores	\$6,083	\$46,598
Convenience Stores	\$257	\$1,972
Meat Markets	\$61	\$474
Fish and Seafood Markets	\$14	\$113
Fruit and Vegetable Markets	\$29	\$222
Other Specialty Food Markets	\$45	\$348
Liquor Stores	\$142	\$1,095
Pharmacy and Drug Stores	\$1,283	\$9,831
Costmetics and Beauty Stores	\$54	\$420

- Legal And Accounting
- Funeral And Cemetery
- Finance Charges Excluding Mortgage And Vehicle
- Other Miscellaneous Expenses



	\$ PER HOUSEHOLD	TOTAL \$000'S
Totals:	\$823	\$6,462
Legal And Accounting	\$99	\$784
Funeral And Cemetery	\$92	\$725
Finance Charges Excluding Mortgage And Vehicle	\$529	\$4,153
Other Miscellaneous Expenses	\$102	\$801

Personal Insurance (2020)		
	\$ PER HOUSEHOLD	TOTAL \$000'S
	\$413	\$3,243

Contributions (2020)		
	\$ PER HOUSEHOLD	TOTAL \$000'S
	\$2,441	\$19,158

Source: Applied Geographic Solutions, 2015

Optical Goods Stores	\$130	\$1,001
Other Health and Personal Care Stores	\$103	\$796
Gasoline Stations with Convenience Stores	\$967	\$7,414
Gasoline Stations without Convenience Stores	\$158	\$1,217
Men's Clothing Stores	\$53	\$410
Women's Clothing Stores	\$170	\$1,309
Childrens' and Infant's Clothing Stores	\$95	\$730
Family Clothing Stores	\$360	\$2,760
Clothing Accessory Stores	\$19	\$148
Other Apparel Stores	\$42	\$327
Shoe Stores	\$117	\$899
Jewelry Stores	\$232	\$1,779
Luggage Stores	\$214	\$1,640
Sporting Goods Stores	\$160	\$1,233
Hobby, Toy, and Game Stores	\$48	\$368
Sewing and Needlecraft Stores	\$18	\$139
Musical Instrument Stores	\$38	\$293
Book Stores	\$341	\$2,617
Record, Tape, and CD Stores	\$90	\$695
Department Stores	\$2,866	\$21,954
Warehouse Superstores	\$1,226	\$9,395
Other General Merchandise Stores	\$343	\$2,635
Florists	\$27	\$214
Office and Stationary Stores	\$259	\$1,987
Gift and Souvenir Stores	\$84	\$644
Used Merchandise Stores	\$55	\$424
Pet and Pet Supply Stores	\$112	\$860
Art Dealers	\$10	\$80
Mobile Home Dealers	\$0	\$5
Other Miscellaneous Retail Stores	\$113	\$869
Mail Order and Catalog Stores	\$2,069	\$15,856
Vending Machines	\$88	\$677
Fuel Dealers	\$362	\$2,776
Other Direct Selling Establishments	\$184	\$1,414
Hotels and Other Travel Accomodations	\$137	\$1,052
RV Parks	\$2	\$17
Rooming and Boarding Houses	\$1	\$8
Full Service Restaurants	\$924	\$7,078
Limited Service Restaurants	\$916	\$7,020
Special Food Services and Catering	\$153	\$1,179
Drinking Places	\$83	\$640